

TECHNICAL FOCUS ON BALE TRAILERS & LOW LOADERS

Technical guide for making the right purchase

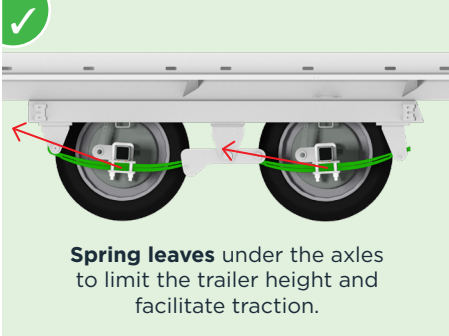


JOSKIN®

WAGO

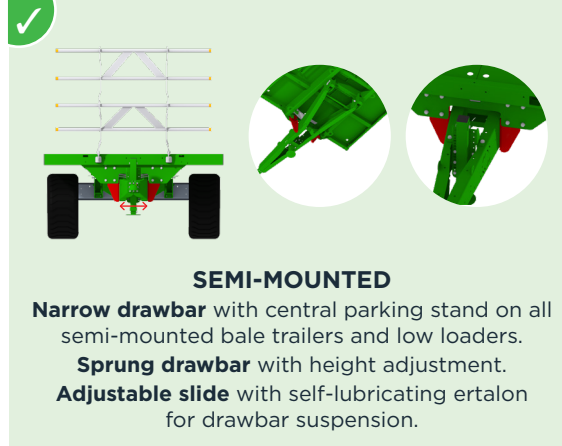
IDEAL BALE TRAILERS AND LOW LOADERS!

Standard ✓ or optional + equipment



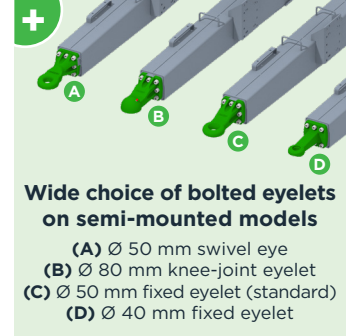
✓

Spring leaves under the axles to limit the trailer height and facilitate traction.



✓

SEMI-MOUNTED
Narrow drawbar with central parking stand on all semi-mounted bale trailers and low loaders.
Sprung drawbar with height adjustment.
Adjustable slide with self-lubricating ertalon for drawbar suspension.



+

Wide choice of bolted eyelets on semi-mounted models
(A) Ø 50 mm swivel eye
(B) Ø 80 mm knee-joint eyelet
(C) Ø 50 mm fixed eyelet (standard)
(D) Ø 40 mm fixed eyelet

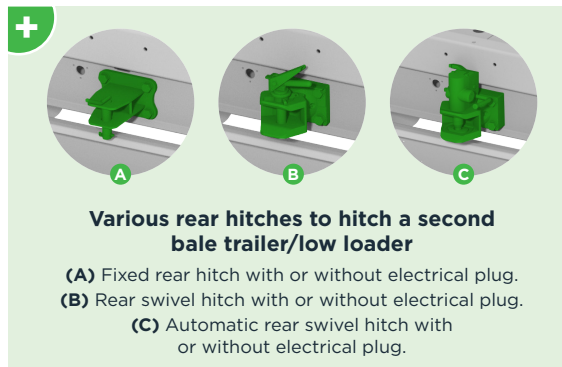


✓

Large choice of tyres
• Ø 844 to 1,247 mm
• Width: 297 to 611 mm


455/40R22.5 560/45R22.5 385/65R22.5
445/45R19.5 560/60R22.5 560/60R22.5

And many more!



+

Various rear hitches to hitch a second bale trailer/low loader
(A) Fixed rear hitch with or without electrical plug.
(B) Rear swivel hitch with or without electrical plug.
(C) Automatic rear swivel hitch with or without electrical plug.



✓

Oversized tubular reinforcement of the chassis on trailed WAGO.



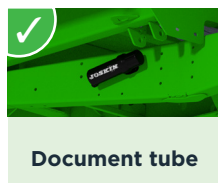
+

Thermoplastic mudguards



+

Wheel chocks




✓

Document tube



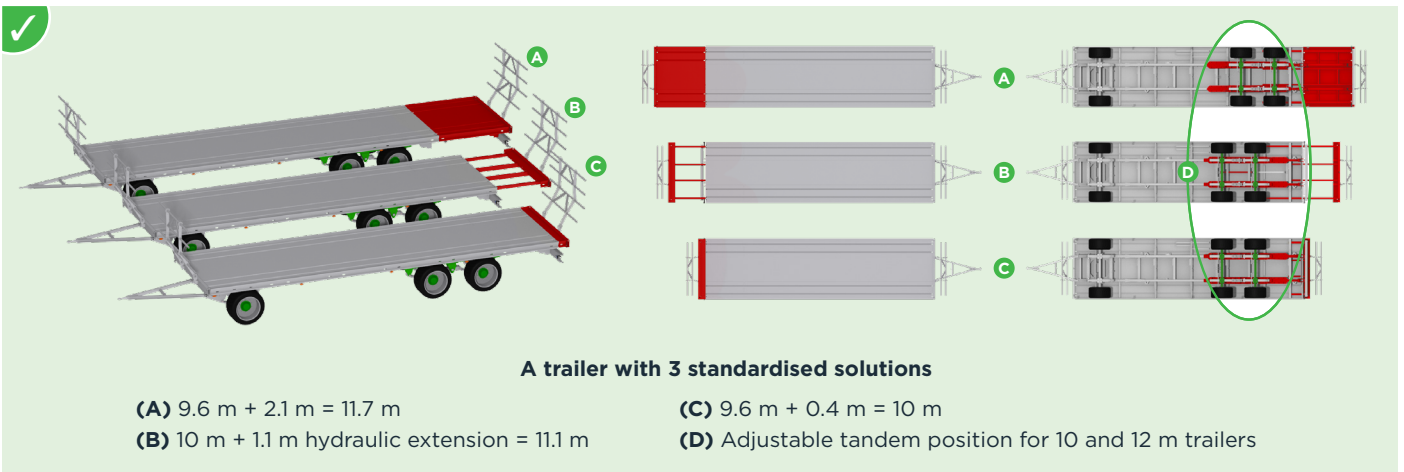
+

Polyethylene box
600 x 480 x 400 mm.



+

Spare wheel with winch




✓

A trailer with 3 standardised solutions
(A) 9.6 m + 2.1 m = 11.7 m
(B) 10 m + 1.1 m hydraulic extension = 11.1 m
(C) 9.6 m + 0.4 m = 10 m
(D) Adjustable tandem position for 10 and 12 m trailers



+

Braking power in proportion to the load with air brakes.



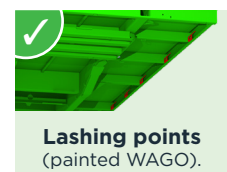
+

2 possible strap tensioners at the back.



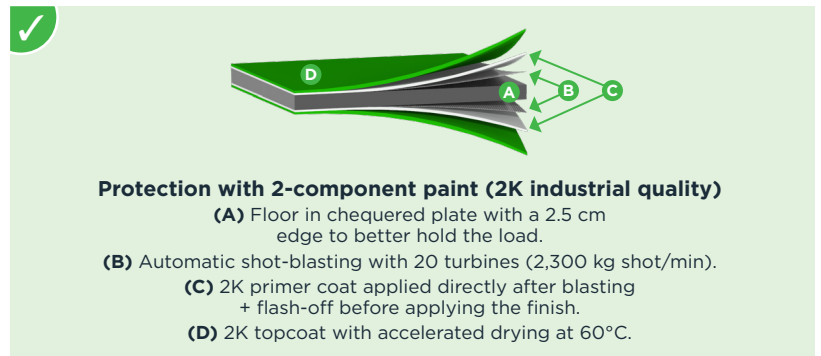
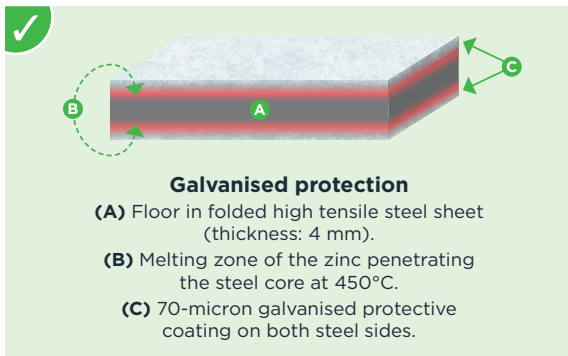

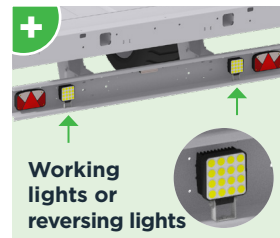
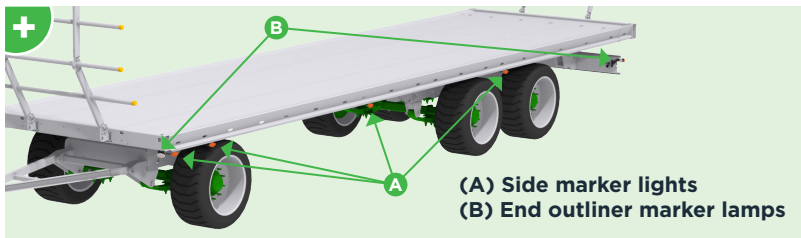
✓

Lashing points (galvanised WAGO).

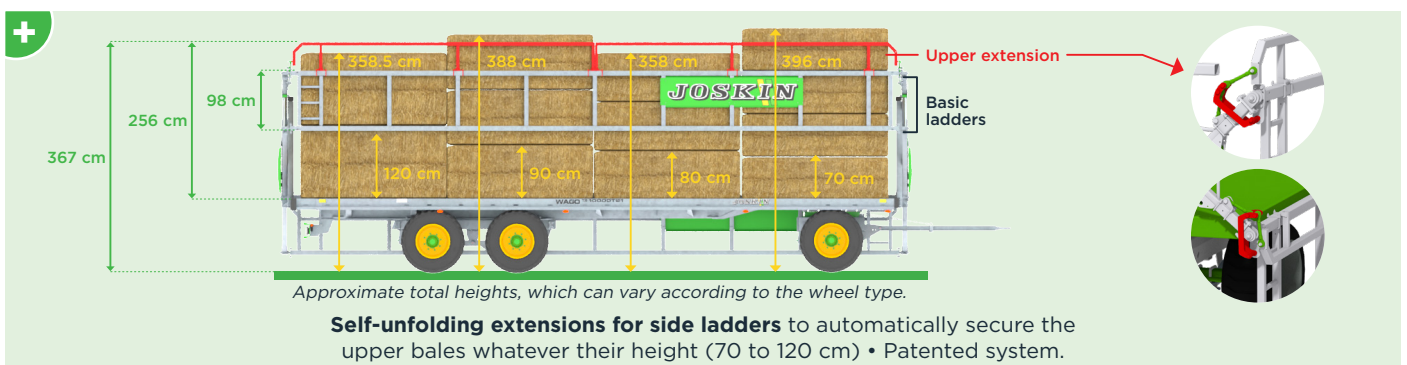
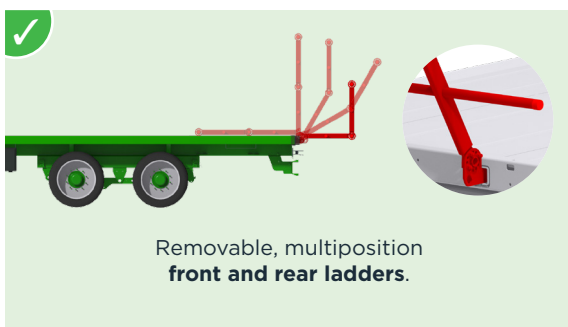


✓

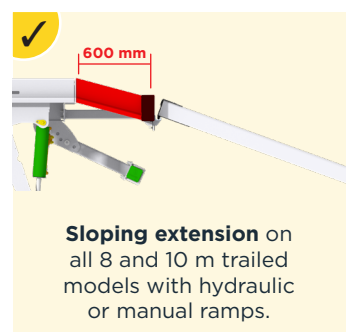
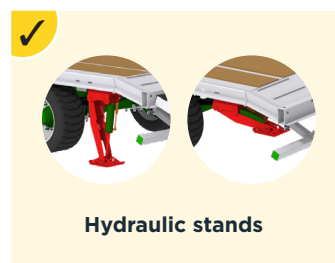
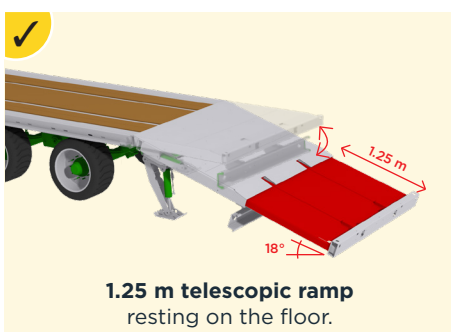
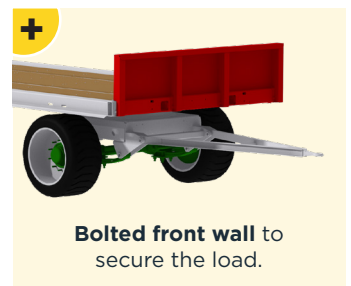

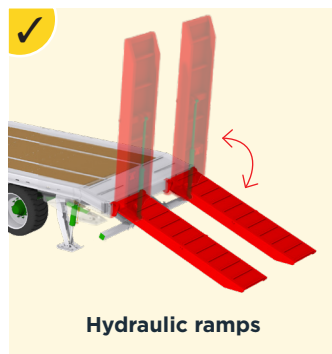
Lashing points (painted WAGO).



LADDERS AND EXTENSIONS FOR A SAFE TRANSPORT



Standard ✓ or optional + equipment on WAGO-Loader

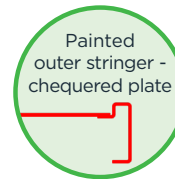


WIDE RANGE OF BALE TRAILERS & LOW LOADERS

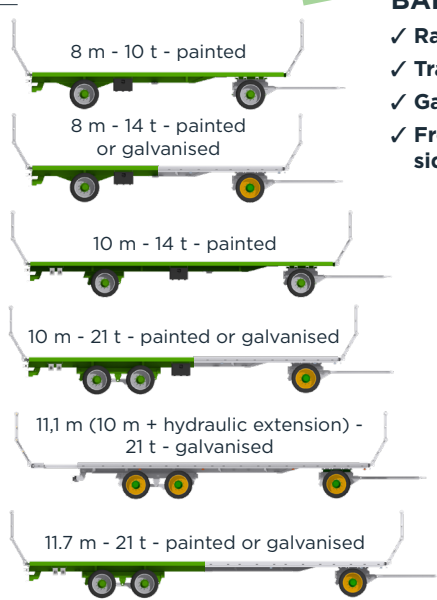
WAGO

BALE TRAILERS

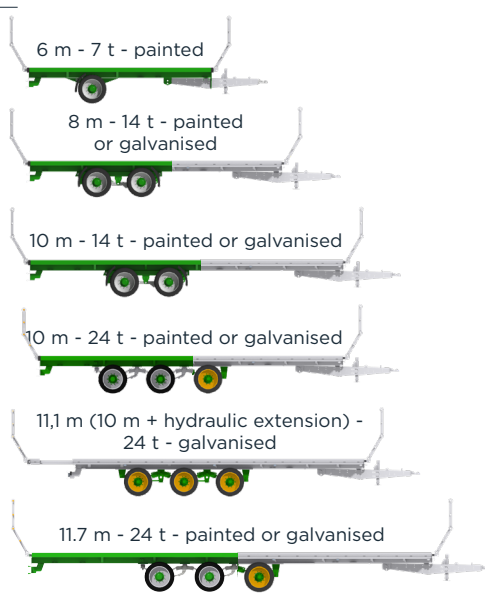
- ✓ Range from 6 to 11.7 meters
- ✓ Trailed or semi-mounted models
- ✓ Galvanised or green-painted protection
- ✓ Front/rear ladders or retractable side ladders



Trailed WAGO



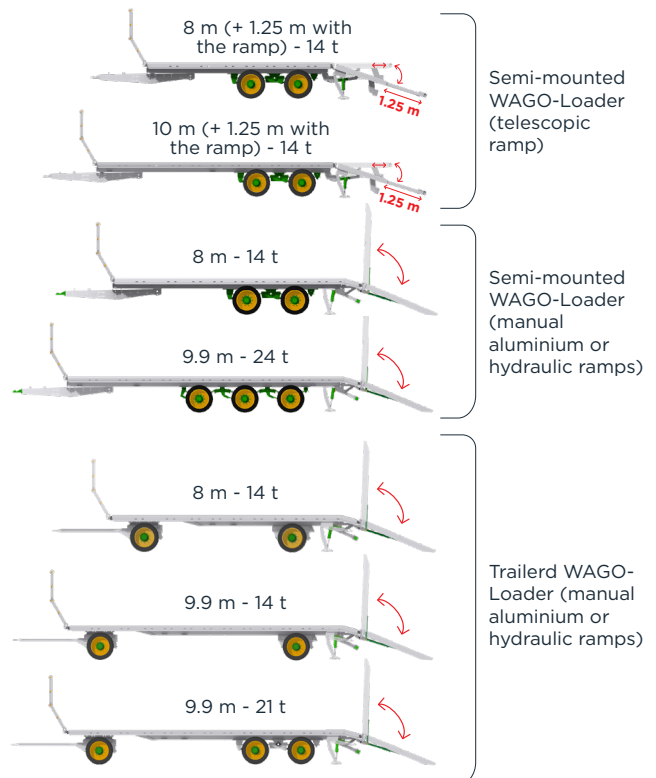
Semi-mounted WAGO



LOW LOADERS

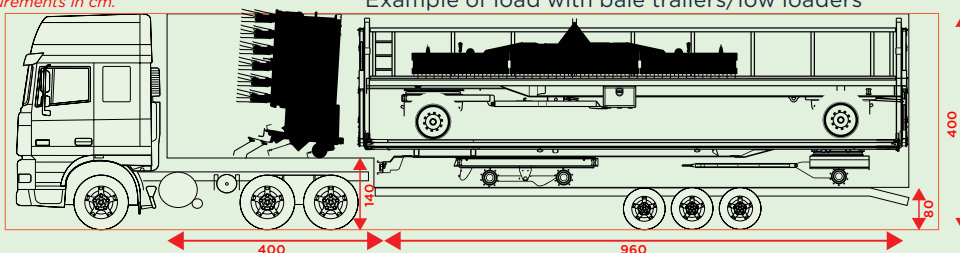
- ✓ Range from 8 to 10 meters
- ✓ Trailed or semi-mounted models
- ✓ Galvanised protection
- ✓ Manual or hydraulic ramps or telescopic ramp

WAGO-LOADER



Measurements in cm.

Example of load with bale trailers/low loaders



Special conditions for bale trailers/low loaders delivered by fully loaded lorry (with additional machinery loaded onto the bale trailers/low loaders and the gooseneck).

See Focus folder about logistics.

JOSKIN



www.joskin.com • Rue de Wergifosse, 39 - 4630 Soumagne (Belgium)

E-mail: info@joskin.com • Tel.: +32 (0)4 377 35 45