

TECHNICAL FOCUS ON TORNADO

Technical Guide for Making the Right Purchase for your Business



JOSKIN®

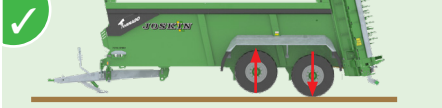
TORNADO

MUCK SPREADER WITH NARROW BODY FOR PROFESSIONALS

Equipment: standard ✓, option + or at a reduced price -



Hydro-Tandem: hydraulic axle suspension with 1,700 mm wheelbase - manual height-adjustment, automatic as an option




Front lifting axle on Hydro-Tandem to increase the weight on the tractor during spreading (adjustable up to 25 cm).

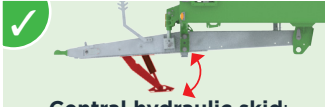


Protection with 2-component paint (2K industrial quality)

(A) Body and side walls in QSTE 420 steel (thickness: 4 mm).
 (B) Automatic shot-blasting with 20 turbines (2,300 kg shot/min).
 (C) 2K primer coat applied directly after blasting + flash-off before applying the finish.
 (D) 2K topcoat with accelerated drying at 60°C.




Adjustable, bolted axle to transfer more load to the tractor.




Central hydraulic skid: large contact surface on the ground and fully retractable into the drawbar.




Skid for hitch hook




Hydropneumatic drawbar for suspension via nitrogen accumulators when vehicle is loaded.




Free-steering axle with hydraulic locking.



Air brakes




Hydraulic brakes



Hydraulic and air brakes



Self-steering axle



Wide choice of eyelets

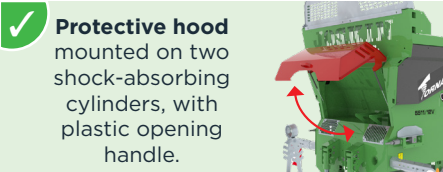
(A) JOSKIN Ø 80 mm 4 t knee-joint eyelet (standard)
 (B) JOSKIN Ø 50 mm flat swivel eye (option)
 (C) JOSKIN Ø 80 mm 3 t knee-joint eyelet (option)



Large choice of tyres

- Ø 1,080 to 2,060 mm
- Width: 390 to 716 mm

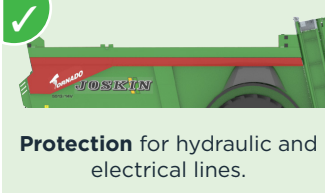
400R22.5 Standard 650/75R32 710/70R38
 And many more!



Protective hood mounted on two shock-absorbing cylinders, with plastic opening handle.



Hydraulic installation



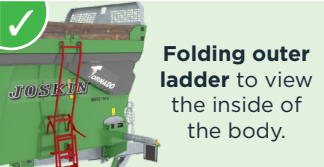
Protection for hydraulic and electrical lines.



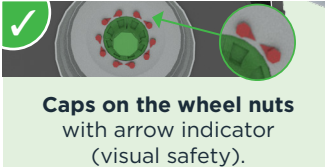
Mudguard with protective cone to prevent manure accumulation (standard on double-axle model).



Axle crown with speed sensor for DPA (proportional flow) and audible safety alarm.



Folding outer ladder to view the inside of the body.



Caps on the wheel nuts with arrow indicator (visual safety).



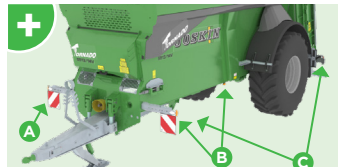
Lighting retractable behind a transparent protection for work.




LED flash bar



Bolted rear bumper



(A) Striped panels
 (B) Side marker lights
 (C) End outline marker lamps



Flow regulator with compensated pressure



Ferti-CONTROL 320

Proportional control of the moving floor, switch for lights and flashing beacon.



Easy-CONTROL

Moving floor control with electrical reverser and extra functions.

Simplified DPA




Full control of the electro-hydraulic functions of the vehicle.

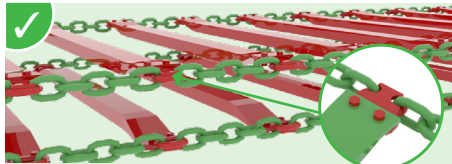
Precision DPA

See technical focus on electronic systems

*DPA: proportional flow control.



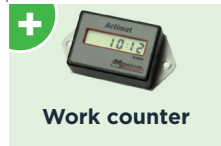
Narrow, tapered, widened mono-coque body in 4 mm steel (S420MC) with reinforced upper edges.



2 shipping chains (Ø 16 mm) and bolted slats with closed profile for easy replacement and to prevent manure accumulation.



Floor in 4 mm high tensile steel with welded wear rails in 6 mm high tensile steel.




Work counter



2 Rübig chains



Mechanical chain tensioners with tension springs and visual indicator.



Moving floor direction reverser via hydraulic control valve (DA) and pressure-compensated flow control.



Compact gearbox for moving floor drive.



Weighing system, combinable with DPA (proportional flow).



LED work lights facing backwards and inside the body.



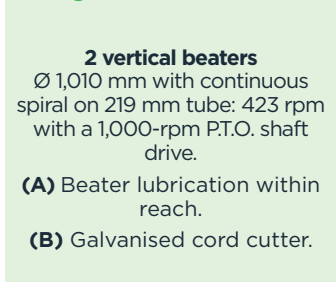
Reversible, twisted **HARDOX 450 beater knives** for good spreading.



Galvanised **guillotine door** reinforced with numerous ribs. Double reinforcement on the lower part.




Reversing camera with screen, for safety when starting the beaters.



2 vertical beaters Ø 1,010 mm with continuous spiral on 219 mm tube: 423 rpm with a 1,000-rpm P.T.O. shaft drive.

(A) Beater lubrication within reach.

(B) Galvanised cord cutter.




HARDOX protection wear plate.




Hydraulically opening **protective grating** of the beaters for safety on the road.



Manually removable **single canopy.**



Galvanised rear central partition.



Removable blades for right- and left-hand beater.



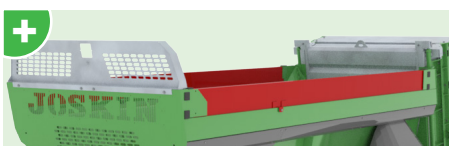
Large hydraulic limitation board left or right.



Double canopy with hydraulic boards for field edges and safety on the road.



Openwork front extension in galvanised steel



250 mm extensions (aluminium or wood).



70 x 70 mm PVC protection of the upper body edges.

WIDE RANGE OF TORNADO

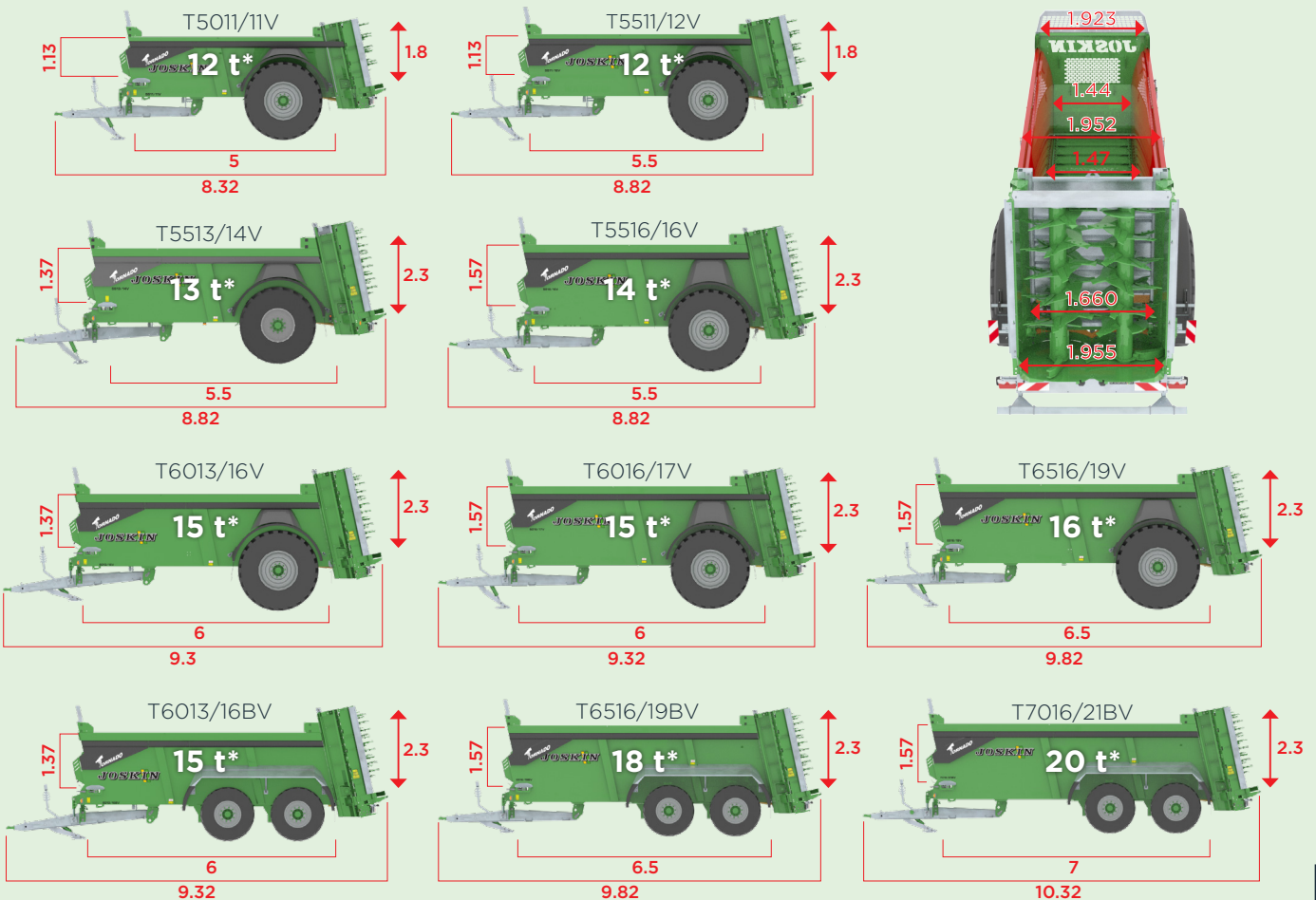
MUCK SPREADERS

JOSKIN Lowered Muck Spreader for Professionals



- ✓ Range from 5 to 7 m long before the door
- ✓ Volume (without extensions) from 10.8 to 20.6 m³
- ✓ MIN. tractor power of 120 hp

The dimensions below are given in metres (m) without extensions.



*Technical payload - Always comply with the maximum weight allowed on the road.

Understanding Model Names

- The first 2 digits indicate the average length of the body to the door (rounded in dm).
 - The next 2 give the average height (rounded in dm).
 - The last 2 indicate the body volume without extensions up to the door (in m³).
 - • The letters indicate the number of axles: V = single axle and BV = double axle.
- Example: model T5011/11V corresponds to a muck spreader with a body length of 5 m before the door, a height of 1.1 m, a single axle and a volume of around 11 m³ without extensions.

